



ASBK RESULTS

AUSTRALIAN SUPERBIKE CHAMPIONSHIP

Race 3

Date: 01/03/20
 Event: R11
 Weather: Partly cloudy - Temp: 20.8C
 Track: Dry - Temp: 24.0C

Started at: 10:41:08
 Laps: 12
 Starters: 26
 Printed at: 11:27


PROVISIONAL CLASSIFICATION


Pos	No	Gr	Name	Machine	Laps	Race Time	Behind Leader	Behind Prev	Fastest Lap	On Lap	Top Speed
1	47		Wayne MAXWELL (VIC) / Boost Mobile	Ducati V4R	12	18:38.013			1:32.283	3	309
2	65		Cru HALLIDAY (NSW) / Yamaha Racing Team	Yamaha YZF-R1	12	18:38.765	.752	.752	1:32.291	3	307
3	21		Josh WATERS (VIC)	Suzuki GSXRR	12	18:41.936	3.923	3.171	1:32.438	2	303
4	1		Mike JONES (QLD) / Desmosport Ducati	Ducati V4R	12	18:43.583	5.570	1.647	1:32.539	2	309
5	17		Troy HERFOSS (QLD) / Penrite Honda Racing / Elite Roads / Michelin	Honda CBR RR	12	18:45.813	7.800	2.230	1:32.394	2	303
6	67		Bryan STARING (WA) / Kawasaki Motors Australia / Landscapesupplies.com.au	Kawasaki ZX10R	12	18:45.847	7.834	.034	1:32.953	6	310
7	14		Glenn ALLERTON (NSW) / Maxima BMW / Nextgen BMW	BMW S RR	12	18:52.626	14.613	6.779	1:32.905	2	309
8	25		Daniel FALZON (SA) / William Adams CAT / Energy Power CAT / Mainline Dyno / Yamaha	Yamaha YZF-R1	12	18:55.121	17.108	2.495	1:33.046	3	303
9	61		Arthur SISSIS (SA) / Unitech Racing / Pinnacle Building & Construction	Suzuki GSXRR	12	18:58.252	20.239	3.131	1:33.632	5	313
10	12		Matt WALTERS (NSW) / Kawasaki Aust. / Rover Coaches / Pirelli / RST / AGV Helmets / Repsol Oil	Kawasaki ZX10RR	12	19:00.126	22.113	1.874	1:33.318	3	313
11	13		Jed METCHER (VIC) / Metcher M-sport / Valid Technologies / Ezprint / Platinum M-cycles	Suzuki GSXRR	12	19:05.328	27.315	5.202	1:34.255	2	303
12	34		Linden MAGEE (QLD) / LMR / Maxima Oils / AGV / TCX / Macna	BMW S RR	12	19:14.310	36.297	8.982	1:34.916	2	302
13	33		Sloan FROST (NZ) / FILTA / Darby Capital / Suzuki / TSS Motorcycles	Suzuki GSXR	12	19:15.164	37.151	.854	1:35.158	4	303
14	41		Max CROKER (NSW) / Mat Mladin Racing / Yoshimura R&D / Suzuki / Suzuki Fin. / Suzuki Ins. / Ecstar	Suzuki GSXR	12	19:15.564	37.551	.400	1:33.929	2	309
15	86		Beau BEATON (NSW) / North Coast V-Twins / Racers Edge Performance / Craig McMartin Racing	Ducati V4R	12	19:15.654	37.641	.090	1:34.591	2	309
16	62		Brendan McINTYRE (NSW) / Western M-c / Ric Pobjoy Racing / Motul / RK / EBC / Motoproducts / Suzuki	Suzuki GSXR	12	19:36.863	58.850	21.209	1:36.842	9	293
17	68		Glenn SCOTT (NSW) / Kawasaki Motors Australia / Landscapesupplies.com.au	Kawasaki ZX10R	12	19:40.391	1:02.378	3.528	1:36.745	2	304
18	24		Matthew TOOLEY (VIC) / Phillip Island Ride Days / West Sliders	Yamaha YZF-R1	12	19:44.646	1:06.633	4.255	1:36.979	3	291
19	217		Dean HASLER (NSW) / Beenwah Bikeworks / Pinot Noir Accommodation	BMW S RR	12	19:46.899	1:08.886	2.253	1:37.606	7	294
20	78		Nathan SPITERI (VIC) / Livson / RST / PTR / The Grinning Dingo	Suzuki GSXRR	12	19:47.108	1:09.095	.209	1:37.397	2	292
21	98		Evan BYLES (SA) / SA Motorcycles Kawasaki	Kawasaki ZX10R	12	19:47.202	1:09.189	.094	1:37.400	2	293
22	77		Adam SENIOR (WA) / Senior Engineering	Yamaha YZF-R1	12	19:57.101	1:19.088	9.899	1:38.680	2	287
23	28		Aiden WAGNER (QLD) / Yamaha Racing Team	Yamaha YZF-R1	12	19:59.444	1:21.431	2.343	1:32.566	2	313
24	63		Dominic DE LEON (NSW) / AT1 Racing	Kawasaki ZX10R	12	20:05.951	1:27.938	6.507	1:38.814	6	291
25	37		Michael EDWARDS (QLD) / Northstar Yamaha / Yamaha Motor Aust. / AGV Helmets	Yamaha YZF-R1M	12	20:15.594	1:37.581	9.643	1:39.894	3	294
26	38		Hamish McMURRAY (NSW) / Six Ways From Sunday / Dunlop	Kawasaki ZX10RR	11	18:56.670	1 Lap		1:41.734	3	273

Fastest Lap was 1:32.283 by Wayne MAXWELL (VIC)

Current race lap record for SBK class - 1:31.881 by Michael JONES (QLD) on a Kawasaki ZX10R set on 24/02/19

The results are provisional until the end of the time limit for protests and appeals.


 Chief Timekeeper - Scott Laing


 Clerk of Course - Tom Williams



COMPUTIME RACE TIMING SYSTEMS PTY LTD
www.computime.com.au

E-mail: scott@computime.com.au / Ph: 0418 17 13 17





ASBK RESULTS

AUSTRALIAN SUPERBIKE CHAMPIONSHIP

Race 3

Date: 01/03/20
Event: R11
Weather: Partly cloudy - Temp: 20.8C
Track: Dry - Temp: 24.0C

Started at: 10:41:08
Laps: 12
Starters: 26
Printed at: 11:27

PROVISIONAL LAP TIMES

No	Name	Lap 1	Lap 2	Lap 3	Lap 4	Lap 5	Lap 6	Lap 7	Lap 8	Lap 9	Lap 10	Lap 11	Lap 12
1	Mike JONES (QLD)	1:40.284	1:32.539	1:33.249	1:32.803	1:32.955	1:32.933	1:32.952	1:33.109	1:33.018	1:33.039	1:33.439	1:33.263
12	Matt WALTERS (NSW)	1:41.262	1:33.858	1:33.318	1:33.807	1:33.800	1:34.329	1:34.605	1:34.755	1:35.294	1:34.801	1:35.084	1:35.213
13	Jed METCHER (VIC)	1:40.702	1:34.255	1:34.592	1:34.831	1:35.034	1:34.721	1:35.016	1:35.491	1:35.117	1:35.174	1:35.652	1:34.743
14	Glenn ALLERTON (NSW)	1:39.345	1:32.905	1:33.973	1:33.297	1:33.642	1:33.231	1:33.651	1:34.351	1:34.422	1:34.295	1:34.402	1:35.112
17	Troy HERFOSS (QLD)	1:39.264	1:32.394	1:32.751	1:32.895	1:32.890	1:33.135	1:33.548	1:33.957	1:33.873	1:33.473	1:34.067	1:33.566
21	Josh WATERS (VIC)	1:38.855	1:32.438	1:32.442	1:32.706	1:32.646	1:32.867	1:32.619	1:32.844	1:32.992	1:33.412	1:34.025	1:34.090
24	Matthew TOOLEY (VIC)	1:47.678	1:37.955	1:36.979	1:38.439	1:38.386	1:38.212	1:37.287	1:37.914	1:37.976	1:38.003	1:37.901	1:37.916
25	Daniel FALZON (SA)	1:41.131	1:33.851	1:33.046	1:33.191	1:33.266	1:34.277	1:34.116	1:34.344	1:34.305	1:34.334	1:34.186	1:35.074
28	Aiden WAGNER (QLD)	1:41.122	1:32.566	1:32.666	1:48.807	1:34.315	1:33.566	1:33.753	1:34.127	1:33.762	1:34.077	1:33.738	2:26.945
33	Sloan FROST (NZ)	1:44.193	1:35.673	1:35.723	1:35.158	1:35.280	1:35.256	1:35.683	1:35.856	1:35.238	1:35.590	1:35.755	1:35.759
34	Linden MAGEE (QLD)	1:42.619	1:34.916	1:35.478	1:35.694	1:35.644	1:35.919	1:36.217	1:35.860	1:35.327	1:35.045	1:35.847	1:35.744
37	Michael EDWARDS (QLD)	1:46.914	1:41.025	1:39.894	1:40.530	1:40.578	1:40.515	1:40.434	1:40.297	1:40.551	1:40.850	1:41.924	1:42.082
38	Hamish McMURRAY (NSW)	1:49.126	1:41.787	1:41.734	1:43.158	1:42.552	1:42.668	1:43.133	1:42.153	1:43.547	1:43.715	1:43.097	
41	Max CROKER (NSW)	1:41.662	1:33.929	1:35.192	1:35.135	1:35.170	1:36.044	1:36.091	1:36.394	1:36.285	1:36.790	1:36.766	1:36.106
47	Wayne MAXWELL (VIC)	1:38.358	1:32.397	1:32.283	1:32.431	1:32.496	1:32.691	1:32.836	1:32.782	1:32.749	1:32.852	1:33.257	1:32.881
61	Arthur SISIS (SA)	1:41.793	1:33.837	1:33.933	1:33.861	1:33.632	1:33.983	1:34.056	1:34.811	1:34.779	1:34.265	1:34.592	1:34.710
62	Brendan McINTYRE (NSW)	1:45.971	1:37.350	1:37.616	1:37.844	1:37.842	1:37.466	1:37.237	1:37.678	1:36.842	1:37.038	1:37.096	1:36.883
63	Dominic DE LEON (NSW)	1:45.936	1:39.737	1:39.058	1:38.944	1:39.382	1:38.814	1:39.633	1:41.293	1:40.153	1:40.378	1:40.819	1:41.804
65	Cru HALLIDAY (NSW)	1:38.603	1:32.494	1:32.291	1:32.613	1:32.662	1:32.597	1:32.984	1:32.607	1:32.638	1:32.765	1:33.243	1:33.268
67	Bryan STARING (WA)	1:39.657	1:33.102	1:33.634	1:33.180	1:32.998	1:32.953	1:33.029	1:33.265	1:33.256	1:33.128	1:34.062	1:33.583
68	Glenn SCOTT (NSW)	1:43.895	1:36.745	1:37.020	1:37.382	1:37.607	1:37.506	1:40.564	1:37.988	1:37.869	1:37.709	1:37.772	1:38.334
77	Adam SENIOR (WA)	1:47.137	1:38.680	1:39.162	1:38.959	1:39.230	1:38.916	1:39.546	1:39.246	1:38.922	1:38.912	1:38.995	1:39.396
78	Nathan SPITERI (VIC)	1:44.759	1:37.397	1:38.585	1:38.037	1:38.518	1:38.578	1:38.857	1:39.116	1:38.957	1:38.699	1:37.982	1:37.623
86	Beau BEATON (NSW)	1:41.998	1:34.591	1:35.227	1:36.158	1:36.039	1:36.144	1:36.096	1:35.981	1:35.299	1:35.785	1:36.193	1:36.143
98	Evan BYLES (SA)	1:47.173	1:37.400	1:37.644	1:38.597	1:38.390	1:38.092	1:38.596	1:39.159	1:38.454	1:38.345	1:37.709	1:37.643
217	Dean HASLER (NSW)	1:46.167	1:38.029	1:37.906	1:38.624	1:38.526	1:39.439	1:37.606	1:38.970	1:37.735	1:37.982	1:37.943	1:37.972

The results are provisional until the end of the time limit for protests and appeals.

Scott Laing
Chief Timekeeper - Scott Laing

Tom Williams
Clerk of Course - Tom Williams



COMPUTIME RACE TIMING SYSTEMS PTY LTD
www.computime.com.au

E-mail: scott@computime.com.au / Ph: 0418 17 13 17





ASBK RESULTS

AUSTRALIAN SUPERBIKE CHAMPIONSHIP

Race 3

Started at: 10:41:08
Laps: 12
Starters: 26
Printed at: 11:27

Date: 01/03/20
Event: R11
Weather: Partly cloudy - Temp: 20.8C
Track: Dry - Temp: 24.0C

PROVISIONAL SPLIT TIMES

Lap	Split 1	Split 2	Split 3	Split 4	Lap Time	Spd	Lap	Split 1	Split 2	Split 3	Split 4	Lap Time	Spd
1 Mike JONES (QLD) (4th)							11	22.648	27.878	18.268	26.858	1:35.652	298
1	29.078	27.683	17.655	25.868	1:40.284	229	12	22.556	27.646	18.194	26.347	1:34.743	300
2	22.143	26.777	17.627	25.992	1:32.539	305	14 Glenn ALLERTON (NSW) (7th)						
3	22.267	27.078	17.877	26.027	1:33.249	309	1	28.608	27.172	17.701	25.864	1:39.345	221
4	22.298	26.838	17.818	25.849	1:32.803	305	2	22.302	26.990	17.731	25.882	1:32.905	309
5	22.225	26.946	17.743	26.041	1:32.955	306	3	22.515	27.283	17.875	26.300	1:33.973	307
6	22.277	26.855	17.805	25.996	1:32.933	304	4	22.387	27.078	17.749	26.083	1:33.297	309
7	22.201	27.011	17.774	25.966	1:32.952	307	5	22.525	27.217	17.780	26.120	1:33.642	306
8	22.184	26.947	17.814	26.164	1:33.109	307	6	22.361	26.970	17.807	26.093	1:33.231	309
9	22.249	26.905	17.880	25.984	1:33.018	303	7	22.413	27.077	17.865	26.296	1:33.651	308
10	22.321	26.919	17.834	25.965	1:33.039	304	8	22.549	27.302	18.085	26.415	1:34.351	303
11	22.272	27.019	18.095	26.053	1:33.439	304	9	22.462	27.437	18.061	26.462	1:34.422	303
12	22.329	27.027	17.875	26.032	1:33.263	305	10	22.480	27.190	18.149	26.476	1:34.295	302
12 Matt WALTERS (NSW) (10th)							11	22.593	27.360	18.068	26.381	1:34.402	303
1	29.189	27.922	18.165	25.986	1:41.262	227	12	22.589	27.580	18.229	26.714	1:35.112	303
2	22.505	27.357	17.899	26.097	1:33.858	313	17 Troy HERFOSS (QLD) (5th)						
3	22.359	27.096	17.903	25.960	1:33.318	312	1	28.340	27.155	17.817	25.952	1:39.264	225
4	22.354	27.271	17.956	26.226	1:33.807	307	2	22.137	26.747	17.691	25.819	1:32.394	303
5	22.382	27.183	17.930	26.305	1:33.800	306	3	22.234	26.873	17.761	25.883	1:32.751	303
6	22.445	27.442	18.113	26.329	1:34.329	305	4	22.151	26.953	17.772	26.019	1:32.895	300
7	22.550	27.436	18.161	26.458	1:34.605	305	5	22.207	26.883	17.750	26.050	1:32.890	300
8	22.456	27.655	18.145	26.499	1:34.755	303	6	22.197	26.989	17.894	26.055	1:33.135	299
9	22.533	27.732	18.175	26.854	1:35.294	303	7	22.220	26.999	18.162	26.167	1:33.548	300
10	22.636	27.454	18.239	26.472	1:34.801	306	8	22.330	27.128	18.238	26.261	1:33.957	298
11	22.646	27.695	18.228	26.515	1:35.084	304	9	22.805	27.120	17.845	26.103	1:33.873	299
12	22.715	27.794	18.254	26.450	1:35.213	304	10	22.216	27.149	18.040	26.068	1:33.473	300
13 Jed METCHER (VIC) (11th)							11	22.509	27.063	17.951	26.544	1:34.067	297
1	28.860	27.634	17.848	26.360	1:40.702	230	12	22.361	27.110	17.941	26.154	1:33.566	298
2	22.456	27.588	17.976	26.235	1:34.255	303	21 Josh WATERS (VIC) (3rd)						
3	22.772	27.418	18.045	26.357	1:34.592	300	1	28.153	27.197	17.737	25.768	1:38.855	217
4	22.696	27.679	18.177	26.279	1:34.831	301	2	22.105	26.953	17.677	25.703	1:32.438	303
5	22.653	27.752	18.196	26.433	1:35.034	301	3	21.992	26.889	17.732	25.829	1:32.442	302
6	22.576	27.643	18.167	26.335	1:34.721	301	4	22.080	26.932	17.791	25.903	1:32.706	302
7	22.573	27.766	18.235	26.442	1:35.016	301	5	22.075	27.012	17.697	25.862	1:32.646	301
8	22.596	27.869	18.234	26.792	1:35.491	299	6	22.109	26.990	17.782	25.986	1:32.867	300
9	22.658	27.736	18.229	26.494	1:35.117	297	7	22.080	26.907	17.696	25.936	1:32.619	302
10	22.945	27.673	18.204	26.352	1:35.174	299							


Scott Laing
Chief Timekeeper - Scott Laing

Tom Williams
Clerk of Course - Tom Williams



COMPUTIME RACE TIMING SYSTEMS PTY LTD
www.computime.com.au

E-mail: scott@computime.com.au / Ph: 0418 17 13 17





ASBK RESULTS

AUSTRALIAN SUPERBIKE CHAMPIONSHIP

Date: 01/03/20
 Event: R11
 Weather: Partly cloudy - Temp: 20.8C
 Track: Dry - Temp: 24.0C

Race 3

Started at: 10:41:08
 Laps: 12
 Starters: 26
 Printed at: 11:27

PROVISIONAL SPLIT TIMES

Lap	Split 1	Split 2	Split 3	Split 4	Lap Time	Spd	Lap	Split 1	Split 2	Split 3	Split 4	Lap Time	Spd
8	22.124	27.031	17.750	25.939	1:32.844	303	5	22.837	27.316	18.003	26.159	1:34.315	303
9	22.213	26.978	17.847	25.954	1:32.992	302	6	22.293	27.134	17.921	26.218	1:33.566	299
10	22.215	27.164	17.898	26.135	1:33.412	300	7	22.256	27.173	17.828	26.496	1:33.753	302
11	22.402	27.368	17.994	26.261	1:34.025	301	8	22.504	27.431	17.976	26.216	1:34.127	306
12	22.281	27.392	17.935	26.482	1:34.090	299	9	22.126	27.264	17.943	26.429	1:33.762	302
							10	22.319	27.279	18.034	26.445	1:34.077	298
							11	22.338	27.338	17.885	26.177	1:33.738	300
							12	1:12.377	29.181	18.706	26.681	2:26.945	301
24 Matthew TOOLEY (VIC) (18th)													
1	31.873	29.421	18.979	27.405	1:47.678	226							
2	23.358	28.302	18.925	27.370	1:37.955	291							
3	23.258	28.163	18.561	26.997	1:36.979	290							
4	23.474	28.662	18.877	27.426	1:38.439	290							
5	23.853	28.215	18.667	27.651	1:38.386	290							
6	23.620	28.437	19.030	27.125	1:38.212	279							
7	23.290	28.309	18.685	27.003	1:37.287	290							
8	23.454	28.368	18.814	27.278	1:37.914	290							
9	23.414	28.511	18.847	27.204	1:37.976	281							
10	23.339	28.595	18.726	27.343	1:38.003	282							
11	23.456	28.410	18.727	27.308	1:37.901	280							
12	23.400	28.590	18.692	27.234	1:37.916	281							
25 Daniel FALZON (SA) (8th)													
1	28.986	27.687	18.059	26.399	1:41.131	227							
2	22.459	27.350	17.898	26.144	1:33.851	302							
3	22.178	27.105	17.896	25.867	1:33.046	303							
4	22.167	27.151	17.838	26.035	1:33.191	303							
5	22.185	27.140	17.802	26.139	1:33.266	302							
6	22.381	27.505	18.064	26.327	1:34.277	303							
7	22.385	27.388	18.026	26.317	1:34.116	301							
8	22.447	27.467	18.082	26.348	1:34.344	298							
9	22.550	27.264	18.052	26.439	1:34.305	300							
10	22.652	27.286	18.173	26.223	1:34.334	298							
11	22.392	27.382	18.046	26.366	1:34.186	300							
12	22.560	27.452	18.374	26.688	1:35.074	300							
28 Aiden WAGNER (QLD) (23th)													
1	29.360	27.914	17.825	26.023	1:41.122	230							
2	22.120	27.078	17.663	25.705	1:32.566	304							
3	22.044	27.044	17.669	25.909	1:32.666	306							
4	22.702	41.213	18.453	26.439	1:48.807	313							
33 Sloan FROST (NZ) (13th)													
1	30.171	28.698	18.426	26.898	1:44.193	229							
2	23.027	27.678	18.432	26.536	1:35.673	302							
3	22.898	27.842	18.332	26.651	1:35.723	298							
4	22.635	27.758	18.237	26.528	1:35.158	296							
5	22.638	27.637	18.288	26.717	1:35.280	297							
6	22.740	27.623	18.313	26.580	1:35.256	298							
7	22.723	27.619	18.204	27.137	1:35.683	298							
8	22.793	28.062	18.285	26.716	1:35.856	303							
9	22.733	27.613	18.202	26.690	1:35.238	298							
10	22.744	27.870	18.247	26.729	1:35.590	302							
11	22.907	27.709	18.323	26.816	1:35.755	302							
12	22.985	27.836	18.296	26.642	1:35.759	295							
34 Linden MAGEE (QLD) (12th)													
1	29.759	28.414	18.198	26.248	1:42.619	233							
2	22.512	27.710	18.079	26.615	1:34.916	299							
3	23.078	27.815	18.151	26.434	1:35.478	299							
4	22.702	28.045	18.346	26.601	1:35.694	299							
5	22.698	28.113	18.259	26.574	1:35.644	300							
6	22.740	27.975	18.457	26.747	1:35.919	301							
7	22.983	27.788	18.467	26.979	1:36.217	294							
8	22.963	27.850	18.372	26.675	1:35.860	302							
9	22.779	27.659	18.209	26.680	1:35.327	298							
10	22.676	27.782	18.116	26.471	1:35.045	300							
11	23.063	27.897	18.264	26.623	1:35.847	298							
12	22.854	27.794	18.221	26.875	1:35.744	294							
37 Michael EDWARDS (QLD) (25th)													
1	31.154	29.514	19.046	27.200	1:46.914	229							


Scott Laing
 Chief Timekeeper - Scott Laing

Tom Williams
 Clerk of Course - Tom Williams



COMPUTIME RACE TIMING SYSTEMS PTY LTD
www.computime.com.au

E-mail: scott@computime.com.au / Ph: 0418 17 13 17





ASBK RESULTS

AUSTRALIAN SUPERBIKE CHAMPIONSHIP

Race 3

Started at: 10:41:08

Laps: 12

Starters: 26

Printed at: 11:27

Date: 01/03/20

Event: R11

Weather: Partly cloudy - Temp: 20.8C

Track: Dry - Temp: 24.0C

PROVISIONAL SPLIT TIMES

Lap	Split 1	Split 2	Split 3	Split 4	Lap Time	Spd	Lap	Split 1	Split 2	Split 3	Split 4	Lap Time	Spd
2	25.221	29.421	19.070	27.313	1:41.025	294	47 Wayne MAXWELL (VIC) (1st)						
3	24.001	29.088	19.123	27.682	1:39.894	290	1	27.838	26.975	17.758	25.787	1:38.358	219
4	24.182	29.283	19.132	27.933	1:40.530	286	2	22.156	26.777	17.721	25.743	1:32.397	306
5	24.402	29.242	19.265	27.669	1:40.578	285	3	22.058	26.793	17.729	25.703	1:32.283	307
6	24.246	29.237	19.378	27.654	1:40.515	285	4	22.063	26.843	17.744	25.781	1:32.431	307
7	24.221	29.374	19.339	27.500	1:40.434	283	5	22.052	26.831	17.773	25.840	1:32.496	307
8	23.889	29.173	19.507	27.728	1:40.297	289	6	22.074	26.949	17.793	25.875	1:32.691	307
9	24.027	29.386	19.362	27.776	1:40.551	287	7	22.121	26.881	17.788	26.046	1:32.836	308
10	24.097	29.158	19.427	28.168	1:40.850	286	8	22.178	26.818	17.883	25.903	1:32.782	306
11	24.339	29.644	19.774	28.167	1:41.924	286	9	22.137	26.919	17.820	25.873	1:32.749	307
12	24.398	29.763	19.977	27.944	1:42.082	286	10	22.169	26.956	17.768	25.959	1:32.852	307
							11	22.489	27.017	17.802	25.949	1:33.257	309
							12	22.132	26.918	17.833	25.998	1:32.881	307
38 Hamish McMURRAY (NSW) (26th)													
1	32.185	29.667	19.453	27.821	1:49.126	216							
2	24.694	29.550	19.536	28.007	1:41.787	271	61 Arthur SISSIS (SA) (9th)						
3	24.436	29.589	19.668	28.041	1:41.734	269	1	29.610	28.104	18.129	25.950	1:41.793	231
4	24.590	30.083	20.268	28.217	1:43.158	271	2	22.648	27.249	18.086	25.854	1:33.837	308
5	24.334	30.052	20.153	28.013	1:42.552	272	3	22.324	27.374	17.985	26.250	1:33.933	313
6	24.474	30.105	20.195	27.894	1:42.668	269	4	22.538	27.290	17.996	26.037	1:33.861	303
7	24.610	30.490	19.850	28.183	1:43.133	273	5	22.397	27.182	18.013	26.040	1:33.632	303
8	24.505	29.894	19.704	28.050	1:42.153	268	6	22.577	27.212	18.054	26.140	1:33.983	305
9	24.994	30.234	20.232	28.087	1:43.547	258	7	22.352	27.307	18.027	26.370	1:34.056	304
10	24.807	30.564	19.956	28.388	1:43.715	266	8	22.554	27.691	18.133	26.433	1:34.811	303
11	24.426	30.449	19.688	28.534	1:43.097	267	9	22.480	27.803	18.073	26.423	1:34.779	307
							10	22.592	27.377	18.072	26.224	1:34.265	302
							11	22.516	27.462	18.172	26.442	1:34.592	301
							12	22.585	27.499	18.326	26.300	1:34.710	301
41 Max CROKER (NSW) (14th)													
1	29.469	27.954	18.069	26.170	1:41.662	233	62 Brendan McINTYRE (NSW) (16th)						
2	22.611	27.192	18.090	26.036	1:33.929	309	1	30.737	29.157	18.879	27.198	1:45.971	238
3	22.565	27.428	18.351	26.848	1:35.192	308	2	23.417	28.359	18.659	26.915	1:37.350	293
4	22.591	27.700	18.347	26.497	1:35.135	303	3	23.434	28.586	18.727	26.869	1:37.616	290
5	22.718	27.644	18.340	26.468	1:35.170	301	4	23.317	28.749	18.582	27.196	1:37.844	288
6	22.820	27.979	18.530	26.715	1:36.044	301	5	23.461	28.022	18.714	27.645	1:37.842	286
7	22.847	27.943	18.668	26.633	1:36.091	298	6	23.470	28.259	18.717	27.020	1:37.466	288
8	22.800	28.074	18.722	26.798	1:36.394	299	7	23.348	28.441	18.656	26.792	1:37.237	288
9	22.883	28.219	18.457	26.726	1:36.285	298	8	23.211	28.655	18.553	27.259	1:37.678	289
10	22.882	28.239	18.718	26.951	1:36.790	299	9	23.184	28.023	18.684	26.951	1:36.842	290
11	23.008	28.346	18.486	26.926	1:36.766	298	10	23.268	28.108	18.863	26.799	1:37.038	285
12	22.861	28.141	18.306	26.798	1:36.106	299							

Scott Laing
Chief Timekeeper - Scott Laing

Tom Williams
Clerk of Course - Tom Williams



COMPUTIME RACE TIMING SYSTEMS PTY LTD
www.computime.com.au

E-mail: scott@computime.com.au / Ph: 0418 17 13 17





ASBK RESULTS

AUSTRALIAN SUPERBIKE CHAMPIONSHIP

Race 3

Date: 01/03/20
 Event: R11
 Weather: Partly cloudy - Temp: 20.8C
 Track: Dry - Temp: 24.0C

Started at: 10:41:08
 Laps: 12
 Starters: 26
 Printed at: 11:27

PROVISIONAL SPLIT TIMES

Lap	Split 1	Split 2	Split 3	Split 4	Lap Time	Spd	Lap	Split 1	Split 2	Split 3	Split 4	Lap Time	Spd
11	23.380	28.046	18.668	27.002	1:37.096	283	8	22.262	27.200	17.896	25.907	1:33.265	303
12	23.388	28.100	18.658	26.737	1:36.883	283	9	22.391	27.172	17.823	25.870	1:33.256	304
							10	22.302	27.062	17.841	25.923	1:33.128	307
							11	22.338	27.364	17.954	26.406	1:34.062	305
63 Dominic DE LEON (NSW) (24th)							12	22.440	27.283	17.798	26.062	1:33.583	303
1	30.404	29.272	19.007	27.253	1:45.936	227							
2	23.687	29.184	19.298	27.568	1:39.737	284							
3	23.751	28.899	18.991	27.417	1:39.058	281	68 Glenn SCOTT (NSW) (17th)						
4	23.750	28.939	18.912	27.343	1:38.944	286	1	29.984	28.704	18.421	26.786	1:43.895	245
5	23.596	29.075	19.206	27.505	1:39.382	291	2	23.195	28.234	18.491	26.825	1:36.745	296
6	23.550	28.927	19.004	27.333	1:38.814	289	3	23.173	28.300	18.577	26.970	1:37.020	301
7	23.663	29.046	18.967	27.957	1:39.633	287	4	23.300	28.600	18.516	26.966	1:37.382	300
8	24.358	29.821	19.413	27.701	1:41.293	278	5	23.362	28.290	18.718	27.237	1:37.607	303
9	23.673	29.588	19.234	27.658	1:40.153	289	6	23.305	28.564	18.599	27.038	1:37.506	298
10	23.901	29.544	19.274	27.659	1:40.378	283	7	26.051	28.813	18.627	27.073	1:40.564	304
11	23.778	29.846	19.236	27.959	1:40.819	290	8	23.453	28.845	18.594	27.096	1:37.988	297
12	24.168	30.039	19.418	28.179	1:41.804	280	9	23.385	28.568	18.767	27.149	1:37.869	298
							10	23.350	28.621	18.675	27.063	1:37.709	293
65 Cru HALLIDAY (NSW) (2nd)							11	23.555	28.380	18.540	27.297	1:37.772	302
1	28.040	27.134	17.739	25.690	1:38.603	219	12	23.551	28.794	18.809	27.180	1:38.334	299
2	22.136	26.963	17.638	25.757	1:32.494	307							
3	21.963	26.868	17.725	25.735	1:32.291	306	77 Adam SENIOR (WA) (22th)						
4	21.999	27.045	17.738	25.831	1:32.613	306	1	31.576	29.277	19.017	27.267	1:47.137	224
5	22.092	26.958	17.709	25.903	1:32.662	303	2	24.139	28.703	18.735	27.103	1:38.680	279
6	22.017	26.938	17.797	25.845	1:32.597	304	3	23.795	28.923	18.972	27.472	1:39.162	273
7	22.029	26.963	17.761	26.231	1:32.984	305	4	23.729	28.975	18.971	27.284	1:38.959	276
8	22.020	26.955	17.725	25.907	1:32.607	303	5	23.596	28.927	19.182	27.525	1:39.230	287
9	22.100	26.953	17.796	25.789	1:32.638	304	6	23.641	28.893	19.058	27.324	1:38.916	275
10	22.027	27.115	17.777	25.846	1:32.765	306	7	23.637	28.960	19.235	27.714	1:39.546	280
11	22.314	27.152	17.797	25.980	1:33.243	307	8	23.825	28.740	19.308	27.373	1:39.246	279
12	22.019	27.239	17.876	26.134	1:33.268	307	9	23.613	28.794	19.093	27.422	1:38.922	282
							10	23.631	28.733	19.070	27.478	1:38.912	281
67 Bryan STARING (WA) (6th)							11	23.669	28.771	19.060	27.495	1:38.995	281
1	28.691	27.434	17.770	25.762	1:39.657	229	12	23.820	28.949	19.187	27.440	1:39.396	282
2	22.297	27.053	17.736	26.016	1:33.102	309							
3	22.394	27.495	17.897	25.848	1:33.634	306	78 Nathan SPITERI (VIC) (20th)						
4	22.323	27.195	17.682	25.980	1:33.180	309	1	30.536	28.852	18.662	26.709	1:44.759	232
5	22.264	27.087	17.799	25.848	1:32.998	310	2	23.231	28.369	18.742	27.055	1:37.397	292
6	22.204	27.037	17.845	25.867	1:32.953	304	3	23.737	29.035	18.793	27.020	1:38.585	290
7	22.211	27.050	17.787	25.981	1:33.029	305	4	23.357	28.521	18.866	27.293	1:38.037	287

Scott Laing
 Chief Timekeeper - Scott Laing

Tom Williams
 Clerk of Course - Tom Williams



COMPUTIME RACE TIMING SYSTEMS PTY LTD
www.computime.com.au

E-mail: scott@computime.com.au / Ph: 0418 17 13 17





ASBK RESULTS

AUSTRALIAN SUPERBIKE CHAMPIONSHIP

Race 3

Date: 01/03/20
 Event: R11
 Weather: Partly cloudy - Temp: 20.8C
 Track: Dry - Temp: 24.0C

Started at: 10:41:08
 Laps: 12
 Starters: 26
 Printed at: 11:27

PROVISIONAL SPLIT TIMES

Lap	Split 1	Split 2	Split 3	Split 4	Lap Time	Spd	Lap	Split 1	Split 2	Split 3	Split 4	Lap Time	Spd
5	23.777	28.475	18.947	27.319	1:38.518	277	3	23.532	28.338	18.697	27.077	1:37.644	292
6	23.478	28.635	19.134	27.331	1:38.578	287	4	23.591	28.729	18.888	27.389	1:38.597	292
7	23.703	28.818	19.170	27.166	1:38.857	290	5	23.711	28.299	18.803	27.577	1:38.390	290
8	23.524	28.938	19.275	27.379	1:39.116	288	6	23.676	28.389	18.922	27.105	1:38.092	275
9	23.702	28.866	19.052	27.337	1:38.957	289	7	23.864	28.610	18.966	27.156	1:38.596	290
10	23.696	28.949	18.923	27.131	1:38.699	283	8	23.771	28.644	19.395	27.349	1:39.159	283
11	23.281	28.560	18.898	27.243	1:37.982	290	9	23.722	28.738	18.872	27.122	1:38.454	290
12	23.340	28.407	18.661	27.215	1:37.623	292	10	23.491	28.627	19.038	27.189	1:38.345	293
							11	23.459	28.395	18.803	27.052	1:37.709	283
							12	23.596	28.430	18.758	26.859	1:37.643	292
86 Beau BEATON (NSW) (15th)													
1	29.626	28.307	18.107	25.958	1:41.998	225							
2	22.551	27.612	18.101	26.327	1:34.591	309	217 Dean HASLER (NSW) (19th)						
3	22.619	27.766	18.323	26.519	1:35.227	303	1	31.345	28.939	18.730	27.153	1:46.167	227
4	22.957	28.054	18.515	26.632	1:36.158	303	2	23.662	28.348	18.791	27.228	1:38.029	280
5	22.927	27.912	18.449	26.751	1:36.039	296	3	23.261	28.591	18.769	27.285	1:37.906	292
6	22.931	27.966	18.492	26.755	1:36.144	298	4	23.352	28.931	18.835	27.506	1:38.624	289
7	23.010	27.752	18.473	26.861	1:36.096	298	5	23.545	28.420	18.876	27.685	1:38.526	289
8	22.941	27.977	18.370	26.693	1:35.981	298	6	24.060	29.299	18.919	27.161	1:39.439	288
9	22.747	27.513	18.409	26.630	1:35.299	298	7	23.419	28.535	18.591	27.061	1:37.606	286
10	22.912	27.963	18.348	26.562	1:35.785	302	8	23.687	28.726	19.224	27.333	1:38.970	294
11	23.483	27.767	18.331	26.612	1:36.193	303	9	23.787	28.140	18.670	27.138	1:37.735	276
12	23.032	28.318	18.319	26.474	1:36.143	298	10	23.664	28.463	18.675	27.180	1:37.982	289
							11	23.394	28.540	18.692	27.317	1:37.943	286
							12	23.327	28.551	18.853	27.241	1:37.972	290
98 Evan BYLES (SA) (21th)													
1	31.765	29.225	19.111	27.072	1:47.173	228							
2	23.590	28.159	18.860	26.791	1:37.400	292							

The results are provisional until the end of the time limit for protests and appeals.

Scott Laing
 Chief Timekeeper - Scott Laing

Tom Williams
 Clerk of Course - Tom Williams



COMPUTIME RACE TIMING SYSTEMS PTY LTD
www.computime.com.au

E-mail: scott@computime.com.au / Ph: 0418 17 13 17





FINANCIAL SERVICES



ASBK RESULTS

AUSTRALIAN SUPERBIKE CHAMPIONSHIP

Race 3

Date: 01/03/20
Event: R11
Weather: Partly cloudy - Temp: 20.8C
Track: Dry - Temp: 24.0C

Started at: 10:41:08
Laps: 12
Starters: 26
Printed at: 11:27

PROVISIONAL FASTEST LAPS SEQUENCE

Lap	Race Pos	No	Name	Machine	Fastest Lap	On Lap
1	1	47	Wayne MAXWELL (VIC)	Ducati V4R	1:38.358	1
2	1	47	Wayne MAXWELL (VIC)	Ducati V4R	1:32.397	2
2	4	17	Troy HERFOSS (QLD)	Honda CBR RR	1:32.394	2
3	1	47	Wayne MAXWELL (VIC)	Ducati V4R	1:32.283	3

The results are provisional until the end of the time limit for protests and appeals.

Chief Timekeeper - Scott Laing

Clerk of Course - Tom Williams



COMPUTIME RACE TIMING SYSTEMS PTY LTD
www.computime.com.au

E-mail: scott@computime.com.au / Ph: 0418 17 13 17





FINANCIAL SERVICES



ASBK RESULTS

AUSTRALIAN SUPERBIKE CHAMPIONSHIP

Race 3

Date: 01/03/20
 Event: R11
 Weather: Partly cloudy - Temp: 20.8C
 Track: Dry - Temp: 24.0C

Started at: 10:41:08
 Laps: 12
 Starters: 26
 Printed at: 11:27

PROVISIONAL LAP SHEET

No	Lap Time	Gap	No	Lap Time	Gap	No	Lap Time	Gap	No	Lap Time	Gap	No	Lap Time	Gap
Lap 1			1	1:32.539	2.068	34	1:35.478	9.975	63	1:38.944	28.206	21	1:32.867	1.298
47	1:38.358		28	1:32.566	2.933	33	1:35.723	12.551	77	1:38.959	28.469	17	1:33.135	2.673
65	1:38.603	.245	13	1:34.255	4.202	68	1:37.020	14.622	37	1:40.530	32.894	1	1:32.933	4.107
21	1:38.855	.497	25	1:33.851	4.227	78	1:38.585	17.703	38	1:43.158	40.336	67	1:32.953	4.868
17	1:39.264	.906	12	1:33.858	4.365	62	1:37.616	17.899	Lap 5			14	1:33.231	5.737
14	1:39.345	.987	41	1:33.929	4.836	217	1:37.906	19.064	47	1:32.496		25	1:34.277	8.106
67	1:39.657	1.299	61	1:33.837	4.875	98	1:37.644	19.179	65	1:32.662	.698	12	1:34.329	9.718
1	1:40.284	1.926	86	1:34.591	5.834	24	1:36.979	19.574	21	1:32.646	1.122	61	1:33.983	10.383
13	1:40.702	2.344	34	1:34.916	6.780	63	1:39.058	21.693	17	1:32.890	2.229	13	1:34.721	13.479
28	1:41.122	2.764	33	1:35.673	9.111	77	1:39.162	21.941	1	1:32.955	3.865	41	1:36.044	16.476
25	1:41.131	2.773	68	1:36.745	9.885	37	1:39.894	24.795	67	1:32.998	4.606	86	1:36.144	19.501
12	1:41.262	2.904	78	1:37.397	11.401	38	1:41.734	29.609	14	1:33.642	5.197	34	1:35.919	19.614
41	1:41.662	3.304	62	1:37.350	12.566	Lap 4			25	1:33.266	6.520	33	1:35.256	20.627
61	1:41.793	3.435	217	1:38.029	13.441	47	1:32.431		12	1:33.800	8.080	28	1:33.566	22.386
86	1:41.998	3.640	98	1:37.400	13.818	65	1:32.613	.532	61	1:33.632	9.091	68	1:37.506	29.499
34	1:42.619	4.261	24	1:37.955	14.878	21	1:32.706	.972	13	1:35.034	11.449	62	1:37.466	33.433
68	1:43.895	5.537	63	1:39.737	14.918	17	1:32.895	1.835	41	1:35.170	13.123	78	1:38.578	35.218
33	1:44.193	5.835	77	1:38.680	15.062	1	1:32.803	3.406	86	1:36.039	16.048	98	1:38.092	36.640
78	1:44.759	6.401	37	1:41.025	17.184	14	1:33.297	4.051	34	1:35.644	16.386	24	1:38.212	36.993
63	1:45.936	7.578	38	1:41.787	20.158	67	1:33.180	4.104	33	1:35.280	18.062	217	1:39.439	38.035
62	1:45.971	7.613	Lap 3			25	1:33.191	5.750	28	1:34.315	21.511	63	1:38.814	41.215
217	1:46.167	7.809	47	1:32.283		12	1:33.807	6.776	68	1:37.607	24.684	77	1:38.916	41.428
37	1:46.914	8.556	65	1:32.291	.350	61	1:33.861	7.955	62	1:37.842	28.658	37	1:40.515	48.800
77	1:47.137	8.779	21	1:32.442	.697	13	1:34.831	8.911	78	1:38.518	29.331	38	1:42.668	1:00.369
98	1:47.173	8.815	17	1:32.751	1.371	41	1:35.135	10.449	98	1:38.390	31.239	Lap 7		
24	1:47.678	9.320	1	1:33.249	3.034	86	1:36.158	12.505	217	1:38.526	31.287	47	1:32.836	
38	1:49.126	10.768	14	1:33.973	3.185	34	1:35.694	13.238	24	1:38.386	31.472	65	1:32.984	.752
Lap 2			28	1:32.666	3.316	33	1:35.158	15.278	63	1:39.382	35.092	21	1:32.619	1.081
47	1:32.397		67	1:33.634	3.355	68	1:37.382	19.573	77	1:39.230	35.203	17	1:33.548	3.385
65	1:32.494	.342	25	1:33.046	4.990	28	1:48.807	19.692	37	1:40.578	40.976	1	1:32.952	4.223
21	1:32.438	.538	12	1:33.318	5.400	78	1:38.037	23.309	38	1:42.552	50.392	67	1:33.029	5.061
17	1:32.394	.903	13	1:34.592	6.511	62	1:37.844	23.312	Lap 6			14	1:33.651	6.552
14	1:32.905	1.495	61	1:33.933	6.525	217	1:38.624	25.257	47	1:32.691		25	1:34.116	9.386
67	1:33.102	2.004	41	1:35.192	7.745	98	1:38.597	25.345	65	1:32.597	.604	12	1:34.605	11.487
			86	1:35.227	8.778	24	1:38.439	25.582				61	1:34.056	11.603


Scott Laing
 Chief Timekeeper - Scott Laing

Tom Williams
 Clerk of Course - Tom Williams



COMPUTIME RACE TIMING SYSTEMS PTY LTD
www.computime.com.au

E-mail: scott@computime.com.au / Ph: 0418 17 13 17





ASBK RESULTS

AUSTRALIAN SUPERBIKE CHAMPIONSHIP

Race 3

Date: 01/03/20
Event: R11
Weather: Partly cloudy - Temp: 20.8C
Track: Dry - Temp: 24.0C

Started at: 10:41:08
Laps: 12
Starters: 26
Printed at: 11:27

PROVISIONAL LAP SHEET

No	Lap Time	Gap	No	Lap Time	Gap	No	Lap Time	Gap	No	Lap Time	Gap	No	Lap Time	Gap
13	1:35.016	15.659	24	1:37.914	46.576				14	1:34.402	12.382	86	1:36.143	37.641
41	1:36.091	19.731	78	1:39.116	47.573	Lap 10			25	1:34.186	14.915	62	1:36.883	58.850
86	1:36.096	22.761	98	1:39.159	48.777	47	1:32.852		61	1:34.592	18.410	68	1:38.334	1:02.378
34	1:36.217	22.995	217	1:38.970	48.993	65	1:32.765	.379	12	1:35.084	19.781	24	1:37.916	1:06.633
28	1:33.753	23.303	77	1:39.246	54.602	21	1:33.412	1.946	13	1:35.652	25.453	217	1:37.972	1:08.886
33	1:35.683	23.474	63	1:41.293	56.523	1	1:33.039	5.006	28	1:33.738	27.367	78	1:37.623	1:09.095
68	1:40.564	37.227	37	1:40.297	1:03.913	17	1:33.473	6.305	34	1:35.847	33.434	98	1:37.643	1:09.189
62	1:37.237	37.834	38	1:42.153	1:20.037	67	1:33.128	6.327	33	1:35.755	34.273	77	1:39.396	1:19.088
78	1:38.857	41.239	Lap 9			14	1:34.295	11.237	41	1:36.766	34.326	28	2:26.945	1:21.431
24	1:37.287	41.444	47	1:32.749		25	1:34.334	13.986	86	1:36.193	34.379	63	1:41.804	1:27.938
98	1:38.596	42.400	65	1:32.638	.466	61	1:34.265	17.075	62	1:37.096	54.848	37	1:42.082	1:37.581
217	1:37.606	42.805	21	1:32.992	1.386	12	1:34.801	17.954	68	1:37.772	56.925			
63	1:39.633	48.012	1	1:33.018	4.819	13	1:35.174	23.058	24	1:37.901	1:01.598			
77	1:39.546	48.138	17	1:33.873	5.684	28	1:34.077	26.886	217	1:37.943	1:03.795			
37	1:40.434	56.398	67	1:33.256	6.051	41	1:36.790	30.817	78	1:37.982	1:04.353			
38	1:43.133	1:10.666	14	1:34.422	9.794	34	1:35.045	30.844	98	1:37.709	1:04.427			
Lap 8			25	1:34.305	12.504	86	1:35.785	31.443	77	1:38.995	1:12.573			
47	1:32.782		61	1:34.779	15.662	33	1:35.590	31.775	63	1:40.819	1:19.015			
65	1:32.607	.577	12	1:35.294	16.005	62	1:37.038	51.009	37	1:41.924	1:28.380			
21	1:32.844	1.143	13	1:35.117	20.736	68	1:37.709	52.410	Lap 12					
1	1:33.109	4.550	28	1:33.762	25.661	24	1:38.003	56.954	47	1:32.881				
17	1:33.957	4.560	41	1:36.285	26.879	217	1:37.982	59.109	65	1:33.268	.752			
67	1:33.265	5.544	86	1:35.299	28.510	78	1:38.699	59.628	21	1:34.090	3.923			
14	1:34.351	8.121	34	1:35.327	28.651	98	1:38.345	59.975	1	1:33.263	5.570			
25	1:34.344	10.948	33	1:35.238	29.037	77	1:38.912	1:06.835	17	1:33.566	7.800			
12	1:34.755	13.460	62	1:36.842	46.823	63	1:40.378	1:11.453	67	1:33.583	7.834			
61	1:34.811	13.632	68	1:37.869	47.553	37	1:40.850	1:19.713	14	1:35.112	14.613			
13	1:35.491	18.368	24	1:37.976	51.803	Lap 11			25	1:35.074	17.108			
41	1:36.394	23.343	78	1:38.957	53.781	47	1:33.257		38	1:43.097	1 lap			
28	1:34.127	24.648	217	1:37.735	53.979	65	1:33.243	.365	61	1:34.710	20.239			
86	1:35.981	25.960	98	1:38.454	54.482	21	1:34.025	2.714	12	1:35.213	22.113			
34	1:35.860	26.073	77	1:38.922	1:00.775	1	1:33.439	5.188	13	1:34.743	27.315			
33	1:35.856	26.548	63	1:40.153	1:03.927	17	1:34.067	7.115	34	1:35.744	36.297			
68	1:37.988	42.433	37	1:40.551	1:11.715	67	1:34.062	7.132	33	1:35.759	37.151			
62	1:37.678	42.730	38	1:43.547	1:30.835	38	1:43.715	1 lap	41	1:36.106	37.551			

The results are provisional until the end of the time limit for protests and appeals.


Chief Timekeeper - Scott Laing

Clerk of Course - Tom Williams



COMPUTIME RACE TIMING SYSTEMS PTY LTD
www.computime.com.au

E-mail: scott@computime.com.au / Ph: 0418 17 13 17





ASBK RESULTS

AUSTRALIAN SUPERBIKE CHAMPIONSHIP

Race 3

Date: 01/03/20
Event: R11
Weather: Partly cloudy - Temp: 20.8C
Track: Dry - Temp: 24.0C

Started at: 10:41:08
Laps: 12
Starters: 26
Printed at: 11:27

PROVISIONAL LAP CHART

Name	Grid	1	2	3	4	5	6	7	8	9	10	11	12	Name
W. MAXWELL	47	47	47	47	47	47	47	47	47	47	47	47	47	W. MAXWELL
C. HALLIDAY	65	65	65	65	65	65	65	65	65	65	65	65	65	C. HALLIDAY
J. WATERS	21	21	21	21	21	21	21	21	21	21	21	21	21	J. WATERS
G. ALLERTON	14	17	17	17	17	17	17	17	1	1	1	1	1	M. JONES
T. HERFOSS	17	14	14	1	1	1	1	1	17	17	17	17	17	T. HERFOSS
M. JONES	1	67	67	14	14	67	67	67	67	67	67	67	67	B. STARING
M. WALTERS	12	1	1	28	67	14	14	14	14	14	14	14	14	G. ALLERTON
B. STARING	67	13	28	67	25	25	25	25	25	25	25	25	25	D. FALZON
D. FALZON	25	28	13	25	12	12	12	12	12	61	61	61	61	A. SISSIS
J. HAYES	4	25	25	12	61	61	61	61	61	12	12	12	12	M. WALTERS
J. METCHER	13	12	12	13	13	13	13	13	13	13	13	13	13	J. METCHER
B. BEATON	86	41	41	61	41	41	41	41	41	28	28	28	34	L. MAGEE
A. WAGNER	28	61	61	41	86	86	86	86	28	41	41	34	33	S. FROST
A. SISSIS	61	86	86	86	34	34	34	34	86	86	34	33	41	M. CROKER
M. CROKER	41	34	34	34	33	33	33	28	34	34	86	41	86	B. BEATON
S. FROST	33	68	33	33	68	28	28	33	33	33	33	86	62	B. McINTYRE
L. MAGEE	34	33	68	68	28	68	68	68	68	62	62	62	68	G. SCOTT
D. DE LEON	68	78	78	78	78	62	62	62	62	68	68	68	24	M. TOOLEY
N. SPITERI	78	63	62	62	62	78	78	78	24	24	24	24	217	D. HASLER
G. SCARCELLA	88	62	217	217	217	98	98	24	78	78	217	217	78	N. SPITERI
D. HASLER	217	217	98	98	98	217	24	98	98	217	78	78	98	E. BYLES
M. TOOLEY	24	37	24	24	24	24	217	217	217	98	98	98	77	A. SENIOR
H. McMURRAY	38	77	63	63	63	63	63	63	77	77	77	77	28	A. WAGNER
A. SENIOR	77	98	77	77	77	77	77	77	63	63	63	63	68	D. DE LEON
M. EDWARDS	37	24	37	37	37	37	37	37	37	37	37	37	37	M. EDWARDS
G. SCOTT	68	38	38	38	38	38	38	38	38	38	38	38	38	
E. BYLES	98													
B. McINTYRE	62													

The results are provisional until the end of the time limit for protests and appeals.

Chief Timekeeper - Scott Laing

Clerk of Course - Tom Williams



COMPUTIME RACE TIMING SYSTEMS PTY LTD
www.computime.com.au

E-mail: scott@computime.com.au / Ph: 0418 17 13 17





ASBK RESULTS

AUSTRALIAN SUPERBIKE CHAMPIONSHIP

Race 3

Date: 01/03/20
 Event: R11
 Weather: Partly cloudy - Temp: 20.8C
 Track: Dry - Temp: 24.0C

Started at: 10:41:08
 Laps: 12
 Starters: 26
 Printed at: 11:27

PROVISIONAL BEST PARTIAL TIMES

Pos	Split 1		Split 2		Split 3		Split 4		LAP		Ideal	Fastest
	Name	Time	Name	Time	Name	Time	Name	Time	Name	Time		
1	C. HALLIDAY	21.963	T. HERFOSS	26.747	M. JONES	17.627	C. HALLIDAY	25.690	C. HALLIDAY	1:32.159	1:32.291	
2	J. WATERS	21.992	W. MAXWELL	26.777	C. HALLIDAY	17.638	J. WATERS	25.703	W. MAXWELL	1:32.253	1:32.283	
3	A. WAGNER	22.044	M. JONES	26.777	A. WAGNER	17.663	W. MAXWELL	25.703	J. WATERS	1:32.261	1:32.438	
4	W. MAXWELL	22.052	C. HALLIDAY	26.868	J. WATERS	17.677	A. WAGNER	25.705	T. HERFOSS	1:32.394	1:32.394	
5	T. HERFOSS	22.137	J. WATERS	26.889	B. STARING	17.682	B. STARING	25.762	M. JONES	1:32.396	1:32.539	
6	M. JONES	22.143	G. ALLERTON	26.970	T. HERFOSS	17.691	T. HERFOSS	25.819	A. WAGNER	1:32.456	1:32.566	
7	D. FALZON	22.167	B. STARING	27.037	G. ALLERTON	17.701	M. JONES	25.849	B. STARING	1:32.685	1:32.953	
8	B. STARING	22.204	A. WAGNER	27.044	W. MAXWELL	17.721	A. SISSIS	25.854	G. ALLERTON	1:32.837	1:32.905	
9	G. ALLERTON	22.302	M. WALTERS	27.096	D. FALZON	17.802	G. ALLERTON	25.864	D. FALZON	1:32.941	1:33.046	
10	A. SISSIS	22.324	D. FALZON	27.105	J. METCHER	17.848	D. FALZON	25.867	M. WALTERS	1:33.309	1:33.318	
11	M. WALTERS	22.354	A. SISSIS	27.182	M. WALTERS	17.899	B. BEATON	25.958	A. SISSIS	1:33.345	1:33.632	
12	J. METCHER	22.456	M. CROKER	27.192	A. SISSIS	17.985	M. WALTERS	25.960	M. CROKER	1:33.862	1:33.929	
13	L. MAGEE	22.512	J. METCHER	27.418	M. CROKER	18.069	M. CROKER	26.036	J. METCHER	1:33.957	1:34.255	
14	B. BEATON	22.551	B. BEATON	27.513	L. MAGEE	18.079	J. METCHER	26.235	B. BEATON	1:34.123	1:34.591	
15	M. CROKER	22.565	S. FROST	27.613	B. BEATON	18.101	L. MAGEE	26.248	L. MAGEE	1:34.498	1:34.916	
16	S. FROST	22.635	L. MAGEE	27.659	S. FROST	18.202	S. FROST	26.528	S. FROST	1:34.978	1:35.158	
17	G. SCOTT	23.173	B. McINTYRE	28.022	G. SCOTT	18.421	N. SPITERI	26.709	B. McINTYRE	1:36.496	1:36.842	
18	B. McINTYRE	23.184	D. HASLER	28.140	B. McINTYRE	18.553	B. McINTYRE	26.737	G. SCOTT	1:36.614	1:36.745	
19	N. SPITERI	23.231	E. BYLES	28.159	M. TOOLEY	18.561	G. SCOTT	26.786	N. SPITERI	1:36.970	1:37.397	
20	M. TOOLEY	23.258	M. TOOLEY	28.163	D. HASLER	18.591	E. BYLES	26.791	M. TOOLEY	1:36.979	1:36.979	
21	D. HASLER	23.261	G. SCOTT	28.234	N. SPITERI	18.661	M. TOOLEY	26.997	D. HASLER	1:37.053	1:37.606	
22	E. BYLES	23.459	N. SPITERI	28.369	E. BYLES	18.697	D. HASLER	27.061	E. BYLES	1:37.106	1:37.400	
23	D. DE LEON	23.550	A. SENIOR	28.703	A. SENIOR	18.735	A. SENIOR	27.103	A. SENIOR	1:38.137	1:38.680	
24	A. SENIOR	23.596	D. DE LEON	28.899	D. DE LEON	18.912	M. EDWARDS	27.200	D. DE LEON	1:38.614	1:38.814	
25	M. EDWARDS	23.889	M. EDWARDS	29.088	M. EDWARDS	19.046	D. DE LEON	27.253	M. EDWARDS	1:39.223	1:39.894	
26	H. McMURRA	24.334	H. McMURRA	29.550	H. McMURRA	19.453	H. McMURRA	27.821	H. McMURRA	1:41.158	1:41.734	

The results are provisional until the end of the time limit for protests and appeals.

Scott Laing
 Chief Timekeeper - Scott Laing

Tom Williams
 Clerk of Course - Tom Williams



COMPUTIME RACE TIMING SYSTEMS PTY LTD
www.computime.com.au

E-mail: scott@computime.com.au / Ph: 0418 17 13 17





ASBK RESULTS

AUSTRALIAN SUPERBIKE CHAMPIONSHIP

PROVISIONAL ROUND POINTS

AUSTRALIAN SUPERBIKE CHAMPIONSHIP - ROUND 1

Pos	No	Name	Machine	Pole	Race 1	Race 2	Race 3	Total
1	47	Wayne MAXWELL	Ducati V4R	1	25	25	25	76
2	65	Cru HALLIDAY	Yamaha		20	20	20	60
3	21	Josh WATERS	Suzuki		18	15	18	51
4	67	Bryan STARING	Kawasaki		17	17	15	49
5	17	Troy HERFOSS	Honda		16	16	16	48
6	25	Daniel FALZON	Yamaha		14	14	13	41
7	61	Arthur SISIS	Suzuki		15	10	12	37
8	1	Mike JONES	Ducati			18	17	35
9	13	Jed METCHER	Suzuki		12	11	10	33
10	14	Glenn ALLERTON	BMW		5	12	14	31
11	34	Linden MAGEE	BMW		10	6	9	25
12	12	Matt WALTERS	Kawasaki			13	11	24
13	41	Max CROKER	Suzuki		9	7	7	23
14	28	Aiden WAGNER	Yamaha		13	9		22
15	33	Sloan FROST	Suzuki		8	5	8	21
16	86	Beau BEATON	Ducati		7	4	6	17
17	68	Glenn SCOTT	Kawasaki		4	8	4	16
18	62	Brendan McINTYRE	Suzuki		6	3	5	14
19	4	Josh HAYES	Yamaha		11			11
20	24	Matthew TOOLEY	Yamaha		1	1	3	5
21	88	Giuseppe SCARCELLA	Ducati		3	2		5
22	217	Dean HASLER	BMW		2		2	4
23	78	Nathan SPITERI	Suzuki				1	1

AUSTRALIAN SUPERBIKE CHAMPIONSHIP - ROUND 1

Pos	No	Name	Pole	Race 1	Race 2	Race 3	Total
1		Suzuki		68	51	61	180
2		Yamaha		59	44	36	139
3		Ducati	1	35	49	48	133
4		Kawasaki		21	38	30	89
5		BMW		17	18	25	60
6		Honda		16	16	16	48

Scott Laing
 Chief Timekeeper - Scott Laing

Tom Williams
 Clerk of Course - Tom Williams



COMPUTIME RACE TIMING SYSTEMS PTY LTD
www.computime.com.au

E-mail: scott@computime.com.au / Ph: 0418 17 13 17





FINANCIAL SERVICES



ASBK RESULTS

AUSTRALIAN SUPERBIKE CHAMPIONSHIP

Race 3

Started at: 10:41:08
Laps: 12
Starters: 26
Printed at: 11:27

Date: 01/03/20
Event: R11
Weather: Partly cloudy - Temp: 20.8C
Track: Dry - Temp: 24.0C

PROVISIONAL RACE INFORMATION

Time	Description
10:30:04	SIGHTING LAP STARTED
10:33:01	PIT EXT CLOSED / BIKES ON GRID / WARM UP LAP AT 10:38am
10:38:32	WARM UP LAP STARTED
10:41:08	Event Start
10:43:14	NO JUMP STARTS
10:47:05	Rider 28 (Aiden WAGNER) RAN WIDE TURN 4 - RESUMED
10:59:27	Rider 28 (Aiden WAGNER) CRASHED TURN 2 - RIDER UP
10:59:46	Chequered Flag
11:00:13	Rider 28 (Aiden WAGNER) CRASHED TURN 2 - RIDER UP - RESUMED
11:02:16	Event Finish

The results are provisional until the end of the time limit for protests and appeals.

Chief Timekeeper - Scott Laing

Clerk of Course - Tom Williams



COMPUTIME RACE TIMING SYSTEMS PTY LTD
www.computime.com.au

E-mail: scott@computime.com.au / Ph: 0418 17 13 17

